

Scaled data based on original data using
LM-79-08 Approved Method: Electrical and Photometric Measurements of Solid-
State Lighting Products

Test Report Prepared for
Cooper Lighting Solutions
(formerly Eaton)

Brand: STREETWORKS

Report Number: P598325

Luminaire Tested: **PMM-SA2A-835-U-5WQ**

Issue Date: 5/27/2021

Test Information

Test Method: LM-79-08
Report Number: P598325
TEST IS SCALED FROM IESNA LM-79-08 TEST DATA (G2-1910-543-4)
Test Lab: INNOVATIONS CENTER
Issue Date: 5/27/2021
Manufacturer: COOPER LIGHTING SOLUTIONS (FORMERLY EATON)
Product Line: STREETWORKS
Catalog Number: PMM-SA2A-835-U-5WQ
Description: MESA POST TOP DECORATIVE LUMINAIRE. (2) LIGHTSQUARES WITH 16 LEDS EACH AND TYPE V WIDE OPTICS.
Light Source: -
Ballast/Driver: ELECTRONIC DRIVER

Summary

Lumens per Lamp: N/A
Luminaire Lumens: 7029 lumens
Efficiency: N/A
Efficacy: 106.5 lumens/watt
Luminous Opening: Rectangular (W 0.5' x L: 1' x H: 0')
IES Classification: Type V - Short
BUG Rating: B3 - U0 - G2

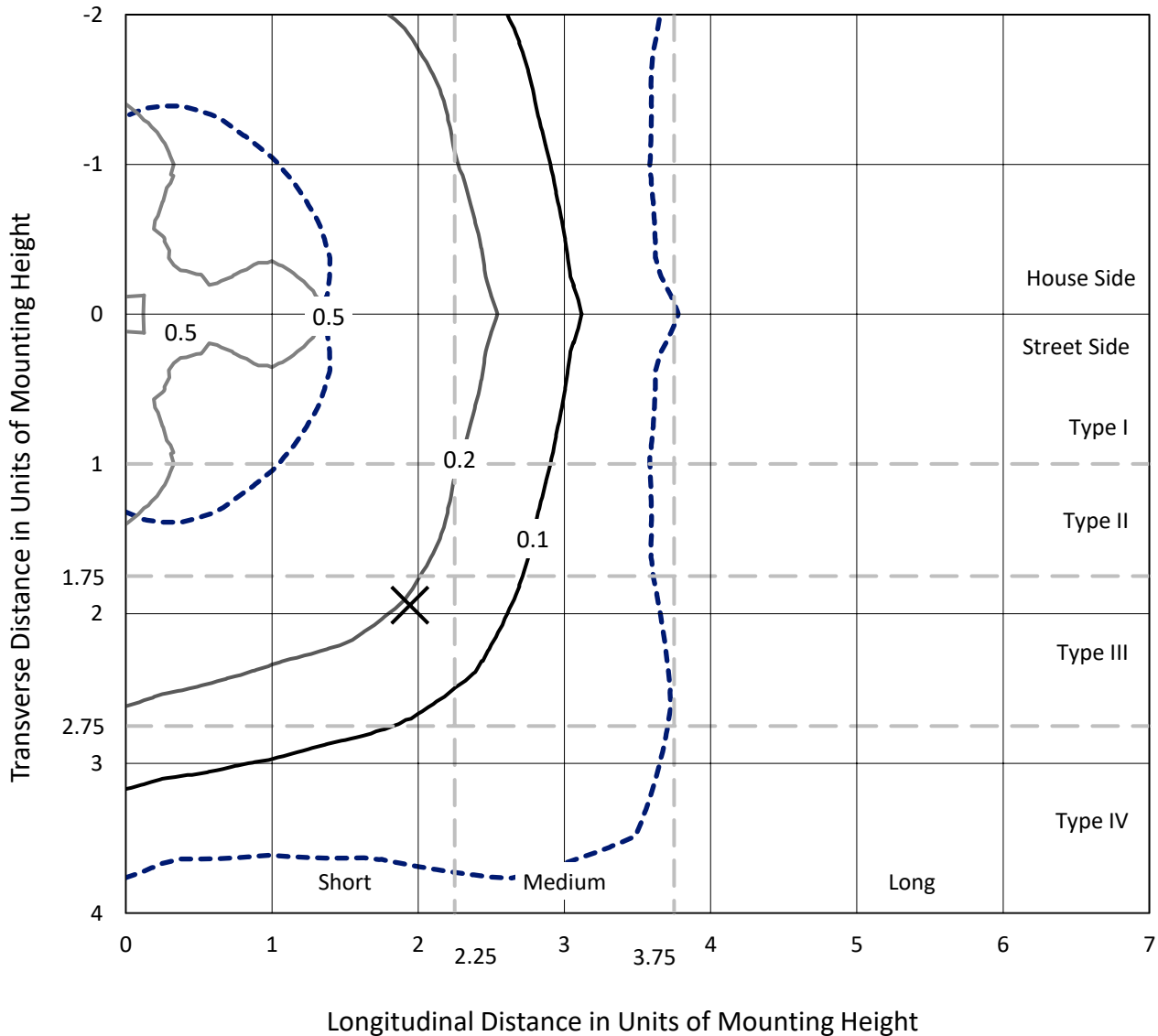
Input Watts (W): 66
Input Voltage (V): NR
Input Current (Ain): NR
Voltage Rise (V): NR
Power Factor: NR
Total Harmonic Distortion (THDi): NR
Frequency (hertz): 60
Stabilization Time: NR
Operation Time: NR
Ambient Temperature (°C): NR
Test Distance: 28.75 FT



REPORT NUMBER: P598325
 CATALOG NUMBER: PMM-SA2A-835-U-5WQ

Iso-Footcandle Lines of Horizontal Illumination

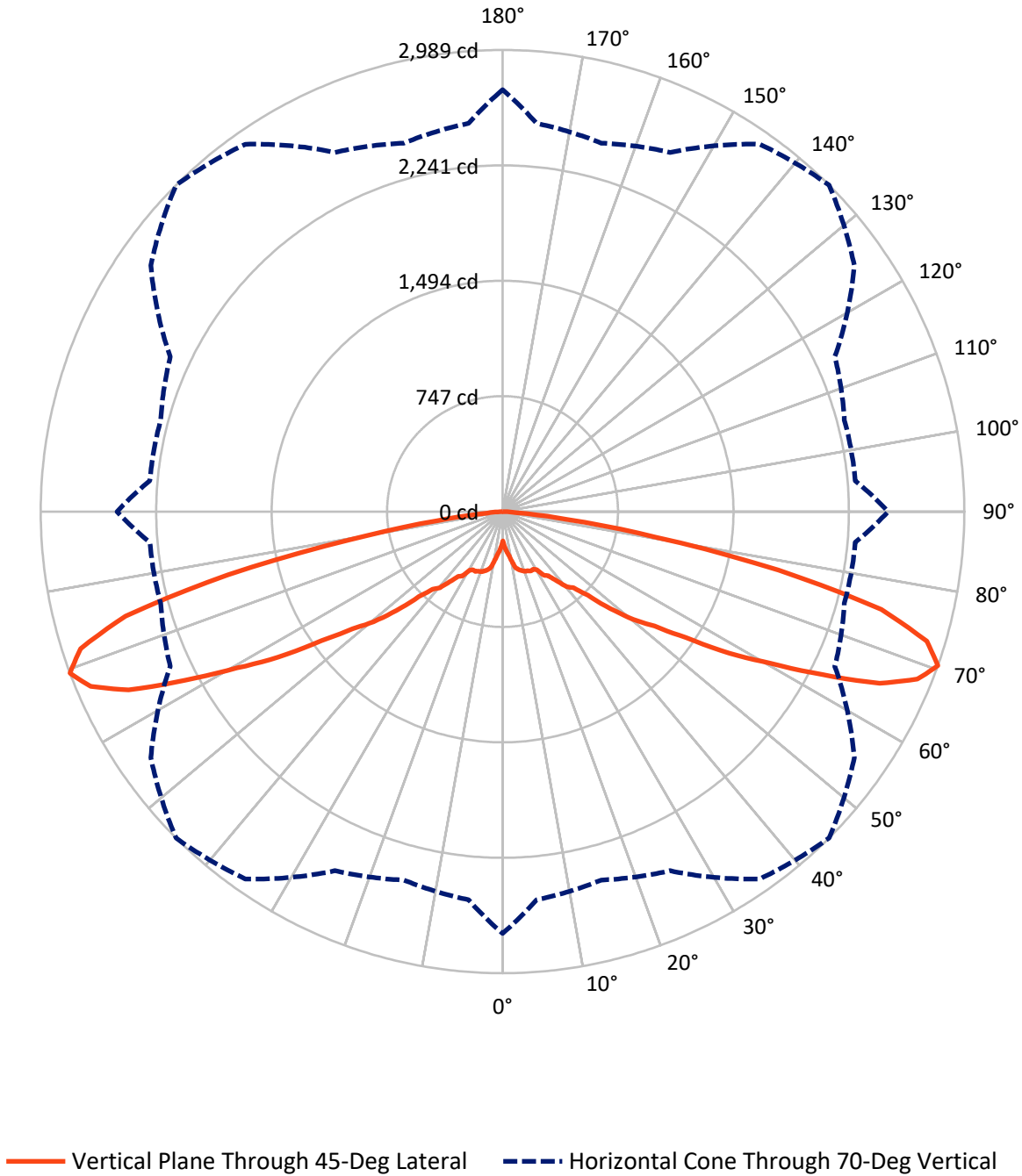
✕ Max cd
 - - - 1/2 Max cd



Based on 25 foot mounting height. Maximum calculated value = 0.6 fc
 Type V - Short - N/A

REPORT NUMBER: P598325
CATALOG NUMBER: PMM-SA2A-835-U-5WQ

Luminous Intensity Polar Plot



REPORT NUMBER: P598325

CATALOG NUMBER: PMM-SA2A-835-U-5WQ

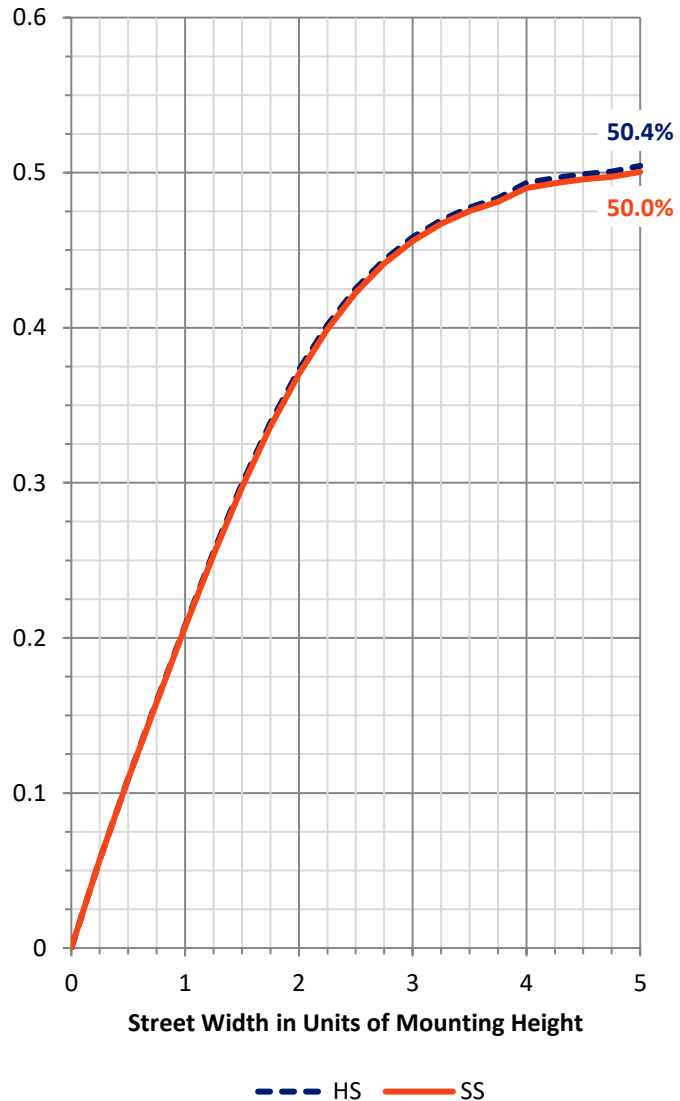
FLUX DISTRIBUTION:

		Downward	Upward	Total
House Side	Lumens	3514.5	0.0	3514.5
	% Fixture	50.0	0.0	50.0
Street Side	Lumens	3514.5	0.0	3514.5
	% Fixture	50.0	0.0	50.0
Total	Lumens	7029.0	0.0	7029.0
	% Fixture	100.0	0.0	100.0

ZONAL LUMENS:

Zone	Lumens	% Fixture
0°-10°	27.6	0.4
10°-20°	110.6	1.6
20°-30°	209.2	3.0
30°-40°	364.4	5.2
40°-50°	696.6	9.9
50°-60°	1350.7	19.2
60°-70°	2365.1	33.6
70°-80°	1777.5	25.3
80°-90°	127.2	1.8
90°-100°	0.0	0.0
100°-110°	0.0	0.0
110°-120°	0.0	0.0
120°-130°	0.0	0.0
130°-140°	0.0	0.0
140°-150°	0.0	0.0
150°-160°	0.0	0.0
160°-170°	0.0	0.0
170°-180°	0.0	0.0
0°-90°	7029.0	100.0
0°-180°	7029.0	100.0

Coefficient of Utilization



REPORT NUMBER: P598325

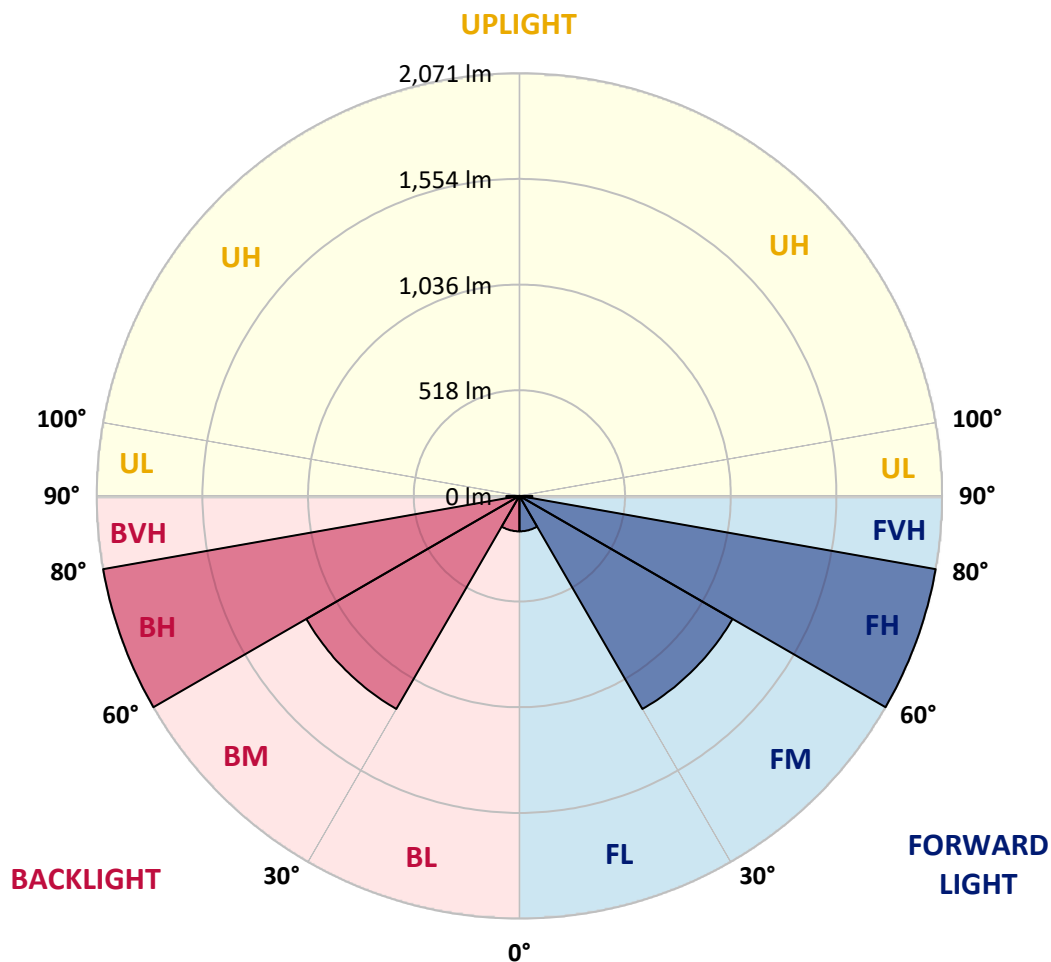
CATALOG NUMBER: PMM-SA2A-835-U-5WQ

LUMINAIRE CLASSIFICATION SYSTEM LUMEN TABLE AND BUG RATING:

Zone	Lumens	% Fixture	Zone Rating/Lumen Limit		
			B	U	G
FL (0°-30°)	173.7	2.5			
FM (30°-60°)	1205.8	17.2			
FH (60°-80°)	2071.3	29.5			G2/5000
FVH (80°-90°)	63.6	0.9			G1/100
BL (0°-30°)	173.7	2.5	B1/500		
BM (30°-60°)	1205.8	17.2	B2/2500		
BH (60°-80°)	2071.3	29.5	B3/2500		G2/5000
BVH (80°-90°)	63.6	0.9			G1/100
UL (90°-100°)	0.0	0.0		U0/0	
UH (100°-180°)	0.0	0.0		U0/0	

BUG Rating: B3-U0-G2

Type V Short





REPORT NUMBER: P598325

CATALOG NUMBER: PMM-SA2A-835-U-5WQ

CANDELA DISTRIBUTION (FULL):

	0°	5°	15°	25°	35°	45°	55°	65°	75°	85°	90°
0°	190.1	190.1	190.1	190.1	190.1	190.1	190.1	190.1	190.1	190.1	190.1
2.5°	231.2	227.7	216.5	217.1	222.2	222.8	223.3	216.5	214.9	228.8	229.6
5°	293.7	285.5	277.3	274.0	269.1	255.5	270.5	272.1	275.4	286.0	291.0
7.5°	335.4	325.3	314.1	307.3	294.0	282.8	295.0	305.1	311.7	323.7	330.5
10°	343.3	337.3	336.8	324.8	322.3	326.4	325.6	325.9	335.7	335.9	340.0
12.5°	368.1	372.5	364.0	359.9	362.4	372.5	364.3	360.8	363.2	374.4	369.8
15°	400.6	405.8	392.9	386.4	379.8	389.4	380.9	387.2	395.1	403.3	399.2
17.5°	436.6	436.8	419.4	395.1	400.8	402.2	399.2	394.0	416.7	436.3	434.4
20°	456.2	455.9	425.9	392.9	409.8	412.8	410.1	392.4	426.5	453.5	452.7
22.5°	476.4	470.4	434.4	407.7	413.9	416.4	410.1	408.5	434.4	472.0	471.7
25°	487.3	492.5	452.9	436.3	431.1	425.4	430.8	433.6	458.4	495.2	484.6
27.5°	521.4	512.9	458.4	456.7	445.8	423.2	442.0	455.4	456.7	516.2	527.1
30°	552.2	555.5	482.9	485.4	465.5	436.8	466.0	487.3	491.4	556.0	554.9
32.5°	584.9	586.3	526.5	501.2	492.7	491.6	480.5	499.0	531.2	583.0	585.2
35°	634.5	645.7	565.5	531.5	520.8	509.9	519.7	536.4	566.4	644.1	638.6
37.5°	748.2	730.5	650.3	579.7	572.6	568.3	576.2	588.2	649.5	732.4	757.8
40°	827.6	819.1	710.1	659.6	614.9	638.3	619.8	666.2	716.9	819.7	836.0
42.5°	950.6	912.9	800.9	738.4	692.1	675.4	685.8	746.3	811.0	925.5	957.7
45°	1068.6	1010.6	914.6	859.5	789.1	771.7	785.6	856.8	931.5	1022.0	1078.7
47.5°	1189.2	1129.2	1023.6	944.0	886.5	938.6	893.0	960.7	1035.1	1140.4	1190.8
50°	1314.3	1247.8	1143.6	1056.9	1052.0	1098.1	1043.6	1078.2	1147.2	1256.2	1315.7
52.5°	1458.0	1386.3	1282.1	1223.5	1235.0	1232.0	1221.1	1214.8	1282.7	1389.9	1460.5
55°	1629.0	1551.6	1468.4	1441.4	1473.0	1438.9	1455.0	1452.8	1462.7	1539.3	1621.9
57.5°	1835.7	1748.2	1664.7	1658.7	1699.4	1731.5	1702.9	1661.7	1644.5	1719.0	1813.6
60°	2096.1	1988.7	1897.0	1878.2	1994.1	1993.8	1967.9	1875.8	1869.2	1953.5	2067.5
62.5°	2383.8	2252.9	2152.8	2122.8	2304.4	2324.9	2244.2	2078.9	2112.7	2180.6	2315.9
65°	2628.1	2470.8	2377.5	2369.3	2591.3	2681.6	2503.2	2277.2	2288.1	2344.5	2490.9
67.5°	2787.4	2597.8	2523.7	2563.2	2839.2	2895.6	2729.8	2409.7	2371.0	2394.4	2569.5
70°	2731.5	2523.1	2469.7	2565.7	2903.2	2988.6	2778.6	2372.6	2290.3	2291.3	2494.8
72.5°	2308.0	2109.7	2135.1	2311.2	2751.6	2871.3	2552.8	2143.0	1974.5	1970.4	2155.0
75°	1526.2	1393.7	1493.7	1768.3	2287.5	2532.4	2115.2	1679.7	1468.4	1399.7	1542.3
77.5°	667.5	650.6	734.9	1045.2	1559.5	1825.1	1515.3	1097.3	798.7	664.3	725.6
80°	178.9	175.1	219.8	396.5	759.1	1005.1	820.0	437.7	228.5	166.3	176.4
82.5°	65.2	66.8	81.5	111.0	250.0	423.2	272.4	127.9	86.4	70.9	70.9
85°	28.4	27.5	39.5	44.4	68.2	95.7	78.3	54.3	43.6	32.7	31.4
87.5°	7.6	9.5	13.4	13.9	17.7	14.5	20.7	19.1	16.4	11.5	9.3
90°	0.0	0.0	0.0	0.0	0.0	0.0	0.0	0.0	0.0	0.0	0.0

(END OF REPORT)